

CT-1P

Computerized Tonometer



Function & aesthetics combined in the CT-1P

The next generation of tonometry

The CT-1P is more stylish and more compact than ever before. The flexible control panel enables the CT-1P to be installed in many different positions in the examination room. The CT-1P provides an innovative operation experience and eliminates the need for a control lever. By combining it with the Topcon Kerato-Refractometer CT-1P built with the same concept, you will save space in your examination room. The air-puff mechanism ensures a soft air-puff and requires less maintenance and cleaning. The CT-1P is an innovative and high quality non-contact tonometer.

Features

Simple and quick operation

- R/L fully automated measurement
- Easy-to-use touch screen control panel eliminates the need for control lever
- Additional measurement mode

Flexible and space saving layout

- The adjustable control panel can be positioned in any direction
- Compact body

Reliable measurements

- New ergonomic optical head and headrest design
- Stable IOP measurement with soft air-puff
- Corneal thickness measurement for IOP compensation





Unique features of the CT-1P



CT-1P Fully automated with touch screen

The CT-1P takes automated operation to a new level. Simply touch the center of the pupil on the touch screen control panel and the CT-1P automatically obtains right and left eye information immediately. The CT-1P provides an innovative operation experience and eliminates the need for a control lever.



Fully automated! Just touch the center of the pupil

Start



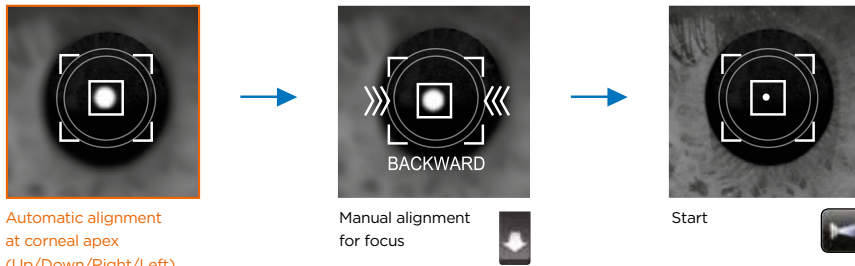
Right eye Automatic R > L Movement Left eye Data printout



CT-1P features

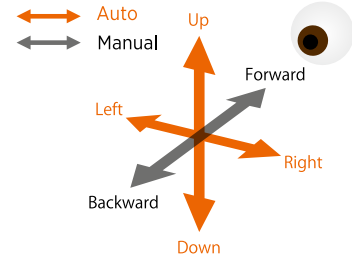
Additional measurement mode

The additional measurement mode will save time and prevent extra work and inconvenience. The CT-1P will continue to measure until the required preset IOP measurement count is obtained.

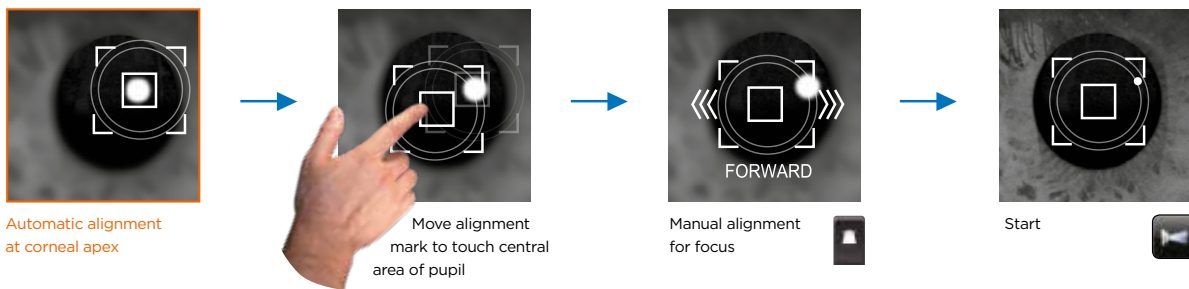


Manual mode

If required, the CT-1P can be set in a manual mode as well. Once the CT detects the pupil position, the movement will retain automated alignment and you simply press the Start button to begin the measurement.



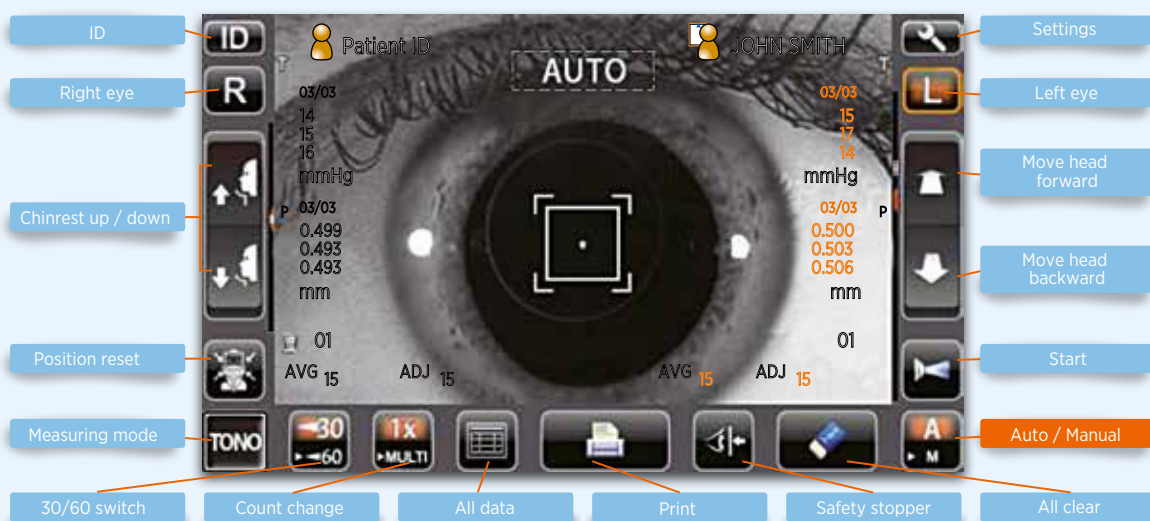
The difference between the pupil center and the corneal apex allows the CT-1P to easily take measurements.



Easy-to-use color touch screen control panel

All operating procedures can be performed with the touch screen control panel. The sophisticated

buttons provide an intuitive operator experience. The CT-1P automatically takes measurement of the right and left eyes quickly and easily.



CT-1P features



wall set up / behind patient

Flexible and space saving lay out

The adjustable touch screen control panel enables the operator to be positioned anywhere around the patient because the control panel can be faced in a number of different directions. The CT-1P can be positioned in a conventional set up, against a wall, or even in a corner of a room.

The compact body enables the operator to support the patient easily from many different positions during measurement, even when the patient's eye lid needs to be opened. These unique aspects will contribute to space saving and flexible layout in your eye examination room.



classic / conventional set up



corner set up

Conventional position (seated)



Front position (seated)

NEW Style (standing)



Ergonomic operation in standing position

NEW Style corner position



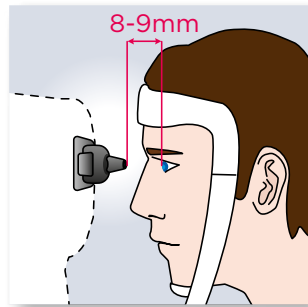
Side position

NEW Style wall position



Rear position

CT-1P features



Safety functions

The CT-1P incorporates new safety functions which have been designed in a fully automated style. The instrument features an innovative safety function to keep the preset distance (ex. 8 - 9 mm) manually between the cornea and the nozzle, in addition to the "TOO CLOSE" notification on the screen and a buzzer alert if the cornea and the instrument are too close.


The safety distance can manually be adjusted very quick and easy. Each patient and each eye need to be adjusted before measurement.



Reduced nozzle maintenance

The nozzle design of the CT-1P helps to prevent dust and debris from entering the chamber. This significantly reduces the need for cleaning and maintenance.

(Ex.)



-CT 010017-

OID: JOHN SMITH **1**

NAME

2012_01_01 AM 11:00
NO: Patient ID 01
SN: 0000001

2 TONO. DATA

< R >	ADJ.	< L >	ADJ.
mmHg	mmHg	mmHg	mmHg
12	12	12	12
13	13	10	10
13	13	11	11
4			
AVG			
12.5	12.5	11.0	11.0
< R >	ADJ.	< L >	ADJ.
hPa	hPa	hPa	hPa
16	16	16	16
17	17	13	13
17	17	14	14
5			
AVG			
16.5	16.5	14.3	14.3
< R >	< L >		
mm	mm		
0.511	0.510		
0.510	0.509		
0.510	0.508		
AVG			
0.510	0.509		



Built in printer

The CT-1P is equipped with a built in thermal printer that can be easily loaded with a roll of paper. The CT-1P cuts the paper automatically at the end of printing.

- 1** Operator ID
- 2** Measured value of intraocular pressure
- 3** Measured value of central corneal thickness
- 4** Measured value displayed in "mmHg" units
- 5** Measured value displayed in "hPa" units
- 6** Message column

CT-1P features



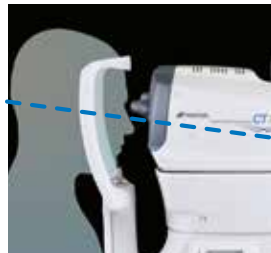
Soft air puff

The soft air puff used for measurement leads to less stress and more comfort for a patient and better compliance during the measurement procedure. The improved software controls the amount of air required for each individual eye.

Ergonomic optical head and headrest design



Topcon conventional model

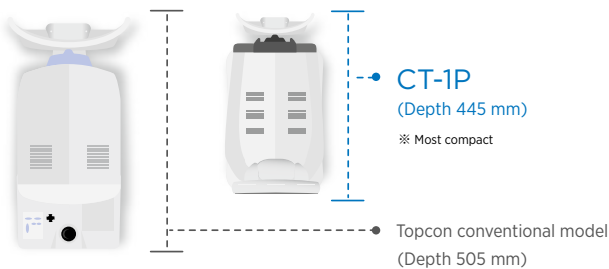


CT-1P

Compact ergonomic design

The CT-1P provides a more comfortable position for the patient due to the fixation target on a 5° downwards angle and the improved chinrest design. The compact body enables the operator easier access to the patient and therefore better interaction with the patient.

Compact Body



Topcon Imaging and database software.



Connectivity

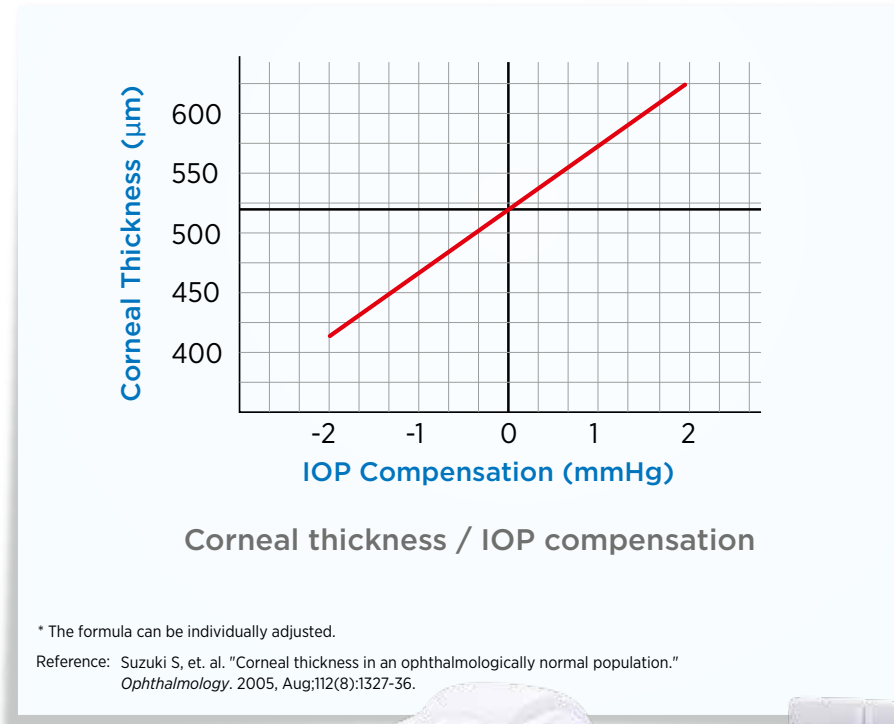
The CT-1P can be integrated into the Topcon Imaging and database software. This software enables easy and fast access to patient data and is a useful tool to maintain customer contacts.

CT-1P features

Corneal thickness measurements

The CT-1P provides compensated IOP values with central corneal thickness (CCT). Studies show that the CCT could affect IOP measurements, for exam-

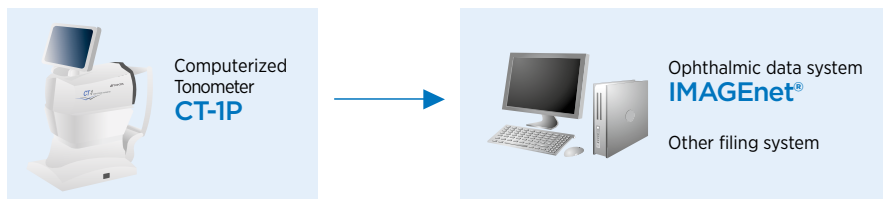
ple IOP values measured using a conventional tonometer are higher in eyes with a thicker cornea, and the diagnosis of normal tension glaucoma can also be affected by thin CCT.



Specifications

Ocular pressure measurement Measuring range	1 to 30 mmHg / 1 to 60 mmHg (1 mmHg step) Average indication: 1 mmHg / 0.1 mmHg steps changeable
Corneal thickness measurement Measuring range	0.4 to 0.75 mm (0.001 mm step)
Monitor	8.5 inch WVGA color LCD monitor, touch panel
Data transport terminal	USB (Import), RS232C (Export), LAN (Export)
Dimensions	286 - 326 mm (W) x 445 - 526 mm (D) x 466 - 615 mm (H)
Weight	19,5 kg
Power supply	100 - 240V AC, 50 - 60Hz, 75VA

System chart



* Contact Topcon subsidiaries or dealers for system configurations.

IMPORTANT

Subject to change in design and/or specifications without advanced notice.
In order to obtain the best results with this instrument, please be sure to review all user instructions prior to operation.
Medical device Class IIa. Manufacturer: Topcon Corporation.



Topcon Europe Medical B.V.
Essebaan 11; 2908 LJ Capelle a/d IJssel; P.O. Box 145;
2900 AC Capelle a/d IJssel; The Netherlands
Phone: +31-(0)10-4585077; Fax: +31-(0)10-4585045
E-mail: medical@topcon.eu; www.topcon-medical.eu

Topcon Danmark
Praestemarksvej 25; 4000 Roskilde, Denmark
Phone: +45-46-327500; Fax: +45-46-327555
E-mail: info@topcon.dk
www.topcon.dk

Topcon Scandinavia A.B.
Neogatan 2; P.O. Box 25; 43151 Mölndal, Sweden
Phone: +46-(0)31-7109200; Fax: +46-(0)31-7109249
E-mail: medical@topcon.se; www.topcon.se

Topcon España S.A.
HEAD OFFICE; Frederic Mompou, 4;
08960 Sant Just Desvern; Barcelona, Spain
Phone: +34-93-4734057; Fax: +34-93-4733932
E-mail: medica@topcon.es; www.topcon.es

Topcon Italy
Viale dell' Industria 60;
20037 Paderno Dugnano, (MI) Italy
Phone: +39-02-9186671; Fax: +39-02-91081091
E-mail: info@topcon.it; www.topcon.it

Topcon France
BAT A1; 3 route de la révolte, 93206 Saint Denis Cedex
Phone: +33-(0)1-49212323; Fax: +33-(0)1-49212324
E-mail: topcon@topcon.fr; www.topcon-medical.fr

Topcon Deutschland GmbH
Hanns-Martin-Schleyer Strasse 41;
D-47877 Willich, Germany
Phone: (+49) 2154-885-0; Fax: (+49) 2154-885-177
E-mail: info@topcon-medical.de; www.topcon-medical.de

Topcon Polska Sp. z o.o.
ul. Warszawska 23; 42-470 Siewierz; Poland
Phone: +48-(0)32-670-50-45; Fax: +48-(0)32-671-34-05
www.topcon-polska.pl

Topcon Great Britain Ltd.
Topcon House; Kennet Side; Bone Lane; Newbury
Berkshire RG14 5PX; United Kingdom
Phone: +44-(0)1635-551120; Fax: +44-(0)1635-551170
E-mail: medical@topcon.co.uk; www.topcon.co.uk

Topcon Ireland
Unit 276, Blanchardstown; Corporate Park 2
Ballycoolin; Dublin 15, Ireland
Phone: +353-18975900; Fax: +353-18293915
E-mail: medical@topcon.ie; www.topcon.ie



TOPCON CORPORATION

75-1 Hasunuma-cho, Itabashi-ku, Tokyo 174-8580, Japan.
Phone: 3-3558-2523/2522, Fax: 3-3960-4214, www.topcon.co.jp